


CLYMER[®]

B775

COLOR
Wiring Diagrams

**VOLVO PENTA/
STERN DRIVES SHOP MANUAL**
2001 - 2004



CLYMER[®]

W809-3

COLOR
Wiring Diagrams

SEA-DOO
WATER VEHICLES SHOP MANUAL
1988 - 1996




CLYMER[®]

B725

COLOR
Wiring Diagrams

MERCURY/MARINER
OUTBOARD SHOP MANUAL
2.5-60 HP TWO-STROKE • 1998-2002




MAINTENANCE • TROUBLESHOOTING • REPAIR

A Penton Media Publication

**MARINE
REPAIR
MANUALS
CATALOG**

2009




POWERBOAT MAINTENANCE




Complete maintenance guide for powerboats and accessories
B700

CHRYSLER



Chrysler, 3.5-140 HP Outboards, 1966-1984
B750

EVINRUDE/JOHNSON



Evinrude/Johnson, 1.5-125 HP Outboards, 1956-1972
B734

Evinrude/Johnson, 2-40 HP Outboards (includes electric motors), 1973-1990
B732

Evinrude/Johnson, 48-235 HP Outboards (includes Sea Drives), 1973-1990
B736

Evinrude/Johnson, 2-300 HP Outboards (includes Jet Drives & Sea Drives), 1991-1994
B733

Evinrude/Johnson, 2-70 HP Two-Stroke Outboards (includes Jet Drives), 1995-2003
B735-2

Evinrude/Johnson, 85-300 HP (includes 65-105 Jet Drives) Two-Stroke Outboards, 1995-2002
B737-2

Evinrude/Johnson, 5-70 HP Four-Stroke Outboards, 1995-2001
B753

FORCE

Force, 4-150 HP Outboards (includes L-Drives), 1984-1999
B751-4

HONDA



Honda, 2-130 HP Four-Stroke Outboards (includes Jet Drives), 1976-2005
B757-2

INDMAR



Indmar, GM V-8 Inboards, 1983-2003
B805

KAWASAKI

Kawasaki Jet Ski, 1976-1991; Covers: JS300, JS300SX, JS400, JS440, JS440SX, JS550, JS550SX, JF650X-2, JS650SX, JF650TS, JL650SC, JB650 (Jet Mate)
W801



Kawasaki Jet Ski, 1992-1994; Covers: JS440SX, JS550SX, JB650 Jet Mate, JF650X2, JF650TS, JL650SC, JS650SX, JH750SS, JS750SX, JT750ST, JH750 Super Sport Xi, JH750XiR
W802

MARINER*

Mariner, 2-220 HP Outboards (includes electric motors), 1976-1989
B714

Mariner, 2.5-275 HP Outboards, 1990-1993
B715

* See Mercury/Mariner for additional titles

MERCURY*



Mercury, 3.9-135 HP Outboards, 1964-1971
B719

Mercury, 3.5-40 HP Outboards (includes electric motors), 1972-1989
B721

Mercury, 45-225 HP Outboards, 1972-1989
B726

Mercury, 3-275 HP Outboards, 1990-1993
B722


Mercury Sport Jet, 90-120 hp, 1993-1995
W815

* See Mercury/Mariner for additional titles

MERCURY/MARINER

Mercury/Mariner, 2.5-60 HP (includes 20-45 Jet Drives) Two-Stroke Outboards, 1994-1997
B723

Mercury/Mariner, 75-275 HP (includes 65-140 Jet Drives) Two-Stroke Outboards, 1994-1997
B724




Mercury/Mariner, 2.5-60 HP Two-Stroke Outboards, 1998-2002
B725

Mercury/Mariner, 75-250 HP Two-Stroke Outboards, 1998-2002
B727

Mercury/Mariner, 4-90 HP Four-Stroke Outboards, 1995-2000
B710

Mercury/Mariner, 75-225 HP Four-Stroke Outboards, 2001-2003
B712

MERCURUISER



MerCruiser, Stern Drives (includes 1986 and 1987 TR and TRS models), 1964-1985
B740

MerCruiser, Alpha One, Bravo One, Bravo Two & Bravo Three Stern Drives, 1986-1994
B742

MerCruiser, Alpha One, Bravo One, Bravo Two & Bravo Three Stern Drives, 1995-1997
B744

MerCruiser, Alpha One, Bravo One, Bravo Two & Bravo Three Stern Drives, 1998-2004
B745-2

NISSAN

Nissan, 2.5-140 HP Two-Stroke Outboards, 1992-2000
B793

OMC




OMC, Stern Drives, 1964-1986
B730

OMC, Cobra Stern Drives (includes 1988 and 1989 King Cobra models), 1986-1993
B738

OMC, Cobra SX & DP-S DuoProp Stern Drives, 1994-2000
B739

POLARIS



Polaris Water Vehicles, 1992-1995; Covers: SL650, SL650 Std., SL750, SLT750
W819

Polaris Water Vehicles, 1996-1998; Covers: SL700, SL700 Deluxe, SL780, SL900, SL1050, SLH, SLT700, SLT780, SLTH, SLTX, SLXH, Hurricane
W820

SEA-DOO



Sea-Doo Water Vehicles, 1988-1996; Covers: GT, GTI, GTS, GTX, HX, SP, Spi, SPX, XP, XP-800, Standard
W809-3

Sea-Doo Water Vehicles, 1997-2001; Covers: GS, GSI, GSX Series, GTI, GTS, GTX Series, HX, LRV, RX Series, SP, SPX and XP Series
W810

SUZUKI

Suzuki, 2-140 HP Outboards, 1977-1984
B780



Suzuki, 2-225 HP Outboards (includes Jet Drives), 1985-1991
B781

Suzuki, 2-65 HP Two-Stroke Outboards (includes Jet Drives), 1992-1999
B778

Suzuki, 75-225 HP Two-Stroke Outboards (includes Jet Drives), 1992-1999
B779


Suzuki, 9.9-70 HP Four-Stroke Outboards, 1997-2000
B782

TOHATSU

Tohatsu, 2.5-140 HP Two-Stroke Outboards, 1992-2000
B790

VOLVO

Volvo, Stern Drives, 1968-1993
B770




Volvo Penta, Stern Drives, 1994-2000
B771-2



Volvo Penta, Stern Drives, 2001-2004
B775

YAMAHA



Yamaha, 2-225 HP Two-Stroke Outboards (includes Jet Drives), 1984-1989
B783

Yamaha, 2-250 HP Two-Stroke Outboards (includes Jet Drives), 1990-1995
B784

Yamaha, 2-250 HP Two-Stroke Outboards (includes Jet Drives), 1996-1998
B785

Yamaha, 2-90 HP Two-Stroke Outboards (includes Jet Drives), 1999-2002
B786

Yamaha, 115-250 HP Two-Stroke Outboards (includes Jet Drives), 1999-2002
B789

Yamaha, 9.9-100 HP Four-Stroke Outboards, 1985-1999
B788

Yamaha, 75-225 HP Four-Stroke Outboards, 2000-2003
B791


Yamaha, Stern Drives, 1989-1991
B787

Yamaha Water Vehicles, 1987-1992; Covers: WJ500, WR500, WR650, WRA650, WRB650, SJ650
W805

Yamaha Water Vehicles, 1993-1996; Covers: WR500, WR650, WRA650, WRA650A, WRB650, WRB650A, SJ650, FX700, SJ700, SJ700A, RA700, RA700A, RA700B, WB700, WB700A, WRA700, WRB700, WVT700, RA760, WB760, RA1100, WVT1100
W806


Yamaha WaveRunner, Four-Stroke, 2002-2007
W807

YANMAR



Yanmar, Diesel Inboards, One, Two & Three-Cylinder Models
B800

Clymer® ProSeries Marine Service Manuals



Inboard Engine, Transmission and Drive Service Manual

Covers 1960s through 1988
IBS-3

Outboard Motor Service Manual, Volume 2

Covers motors 30 hp and above,
model years 1969-1989
OS2-11

Old Outboard Motor Service Manual, Volume 1

Covers motors with less than 30 hp
produced prior to 1969
OOS-1

Old Outboard Motor Service Manual, Volume 2

Covers motors with 30 hp and above
produced prior to 1969
OOS-2

Inboard/Outdrive Service Manual

From the early '60s
IOS-6

Wiring Diagrams-Outboard Motors and Inboard/ Outdrives


1956-1989
BWD-1

Personal Water Vehicle Service Manual

Covers 1980 through 1988: Fazer,
Funjet Boat, Jet Ski, Scat Hovercraft,
Surf-Jet, Wetbike, Wetjet, Yamaha
PWV-1

Motor and Boat Identification Reference Manual

Addresses, phone numbers,
marine identification codes for
manufacturers in production through
1996 (Outboard motor and stern
drive coverage for models as far
back as 1921)
MMIC-3



Clymer manuals are the most user-friendly marine repair manuals available...

- Numbered table of contents – easy to use so you can find the information you need fast.
- Wiring diagrams – complete schematics for most models.
- Extensive model-specific coverage of your outboard motor or stern drive.
- Quick-reference data for all the most frequently used specifications on specially marked pages.
- Alphabetized index – when you need to find the information quickly.

Features include:

- Numbered instructions guide you through every repair procedure step by step.
- Notes, cautions and warnings throughout each chapter pinpoint critical information that will save you time and help you complete your repair job safely.
- Handy thumb tabs put the chapter you need right at your fingertips.
- Detailed substeps expand on repair procedure information.
- Bold figure numbers help you quickly match illustrations with instructions.
- Detailed illustrations, drawings and photos guide you through every procedure.
- Enlarged inset helps you identify and examine parts in detail.

CLYMER®

P.O. Box 12901
Overland Park, KS 66282-2901
800-262-1954 | fax 800-633-6219

CLYMER.COM



Dieselstr. 2
47228 Duisburg
Germany

MarineShopOnline (MSO)

Inhaber Arndt Meerkamp
Deutschlands günstiger Marineersatzteillieferant

Certified by
International „Marine Certification Institute“

Fon: +49(0)2065 31111
Fax: +49(0)2065 31109
eMail: info@marineshoponline.de
Web: www.marineshoponline.de